

True Ice Series:

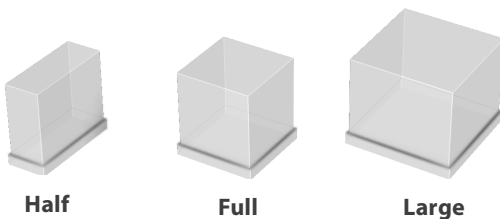
Modular Cubed Ice Maker

TCIM-522



TCIM-522-HA1-A
TIB-422

CUBE SIZES



FEATURES & BENEFITS

Produces up to 560 lbs. of ice per 24 hours

- Environmentally friendly R290 refrigeration system for optimum ice production and energy efficiency
- Up to 37% below Energy Star standards

Superior Sanitation

- TrueZone* protection to purify surrounding air in bin and food zone
- TrueGuard Antimicrobial embedded in every plastic piece including bin liners
- Food zone pieces easily removed without tools
- Simple 1-touch cleaning
- Easily removable air filter with RCU technology

Advanced Control with Touch Screen

- 4.3" front display – largest in the industry
- Simple touch operation
- Advanced diagnostics which allows for predictive and proactive measures
- Built-in alarms & push notifications
- Programmable ice production
- Time-of-Flight™ ice sensor eliminates the need for bin thermostats

Remote Monitoring Capabilities

- Remote monitoring with easy back end data access
- Location based performance enhancement
- Remote shut off

Ice Cube Dimensions	
Half	7/16" x 1-1/8" x 7/8" (11.1 x 28.6 x 22.2 mm)
Full	7/8" x 7/8" x 7/8" (22.2 x 22.2 x 22.2 mm)
Large	1-1/8" x 1-1/8" x 7/8" (28.6 x 28.6 x 22.2 mm)

Check availability of full & large cube models.

Commercial Ice Maker Warranty	
Ice Maker	3 YEARS parts and labor
Compressor	5 YEARS parts
Evaporator	5 YEARS parts and labor

*TrueZone device sold as optional accessory

ADDITIONAL FEATURES

Evaporator Plate:

- High performance copper
- No harvest assist necessary
- **TrueNcap_{SL} L8** Sanitary evaporator fully insulated & sealed for efficiency and cleanliness

Construction:

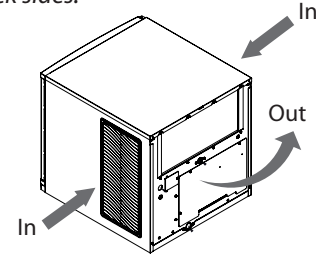
- TrueTech aluminum front and sides, all plastic interior and single piece case for both 22" & 30" units

Refrigeration System:

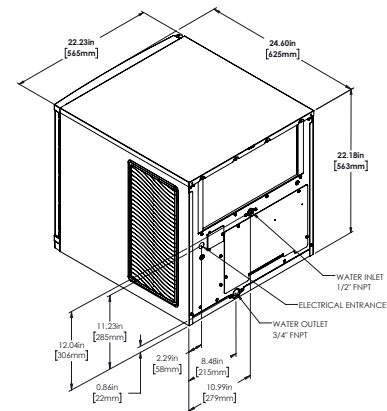
- Environmentally friendly R290 Refrigerant
- High & low pressure transducers for gauge-free servicing
- Micro channel condenser for superior efficiency
- Wide operating range: 35°F to 110°F ambient
- Ultra quiet fan operation

AIR COOLED

Please note: air-cooled units require 6" (15.24mm) clearance for air intake and exhaust on the left, right, and back sides.



PLAN VIEW



SPECIFICATIONS

Model	Condenser Type	Refrigerant	Cube Size	Crated Weight (lbs)	@ 70°F air/50°F water	@ 90°F air/70°F water			Peak Heat of Rejection	Voltage	Min Circuit Ampacity
					Ice Production per 24hr	Ice Production per 24hr	Potable Water Consumption	Electrical Consumption			
TCIM-522-HA1-A	Air	R290	Half	164	560 lbs (254 kg)	500 lbs (227 kg)	14.0 gal/100lb	3.9 kWh/100lb	7600 BTU/hr	115/60/1	15
TCIM-522-FA1-A	Air	R290	Full	164	560 lbs (254 kg)	*	*	*	7600 BTU/hr	115/60/1	15
TCIM-522-LA1-A	Air	R290	Large	164	560 lbs (254 kg)	*	*	*	7600 BTU/hr	115/60/1	15

OPTIONS & ACCESSORIES

Water Filter		Minimum		Maximum	
Filter System	Replacement Cartridge	Ambient Air Temp:	35°F (1.7°C)	110°F (43.3°C)	
P/N 855953	P/N 855884	Water Temp:	35°F (1.7°C)	100°F (37.7°C)	
		Water Pressure:	20 psi (138 kPa)	100 psi (689 kPa)	

CONNECTIONS

Potable water in:	1/2" Female NPT	DIMENSIONS	
Water out:	3/4" Female NPT	W x D x H (in.)	22 x 24 x 22
Hole for electrical connections:	7/8"	W x D x H (mm)	559 x 609 x 559

* Waiting on Energy Star Listing.

